

# GCC Commute Trends



Bengaluru + Hyderabad + NCR • Q1 2025 Report

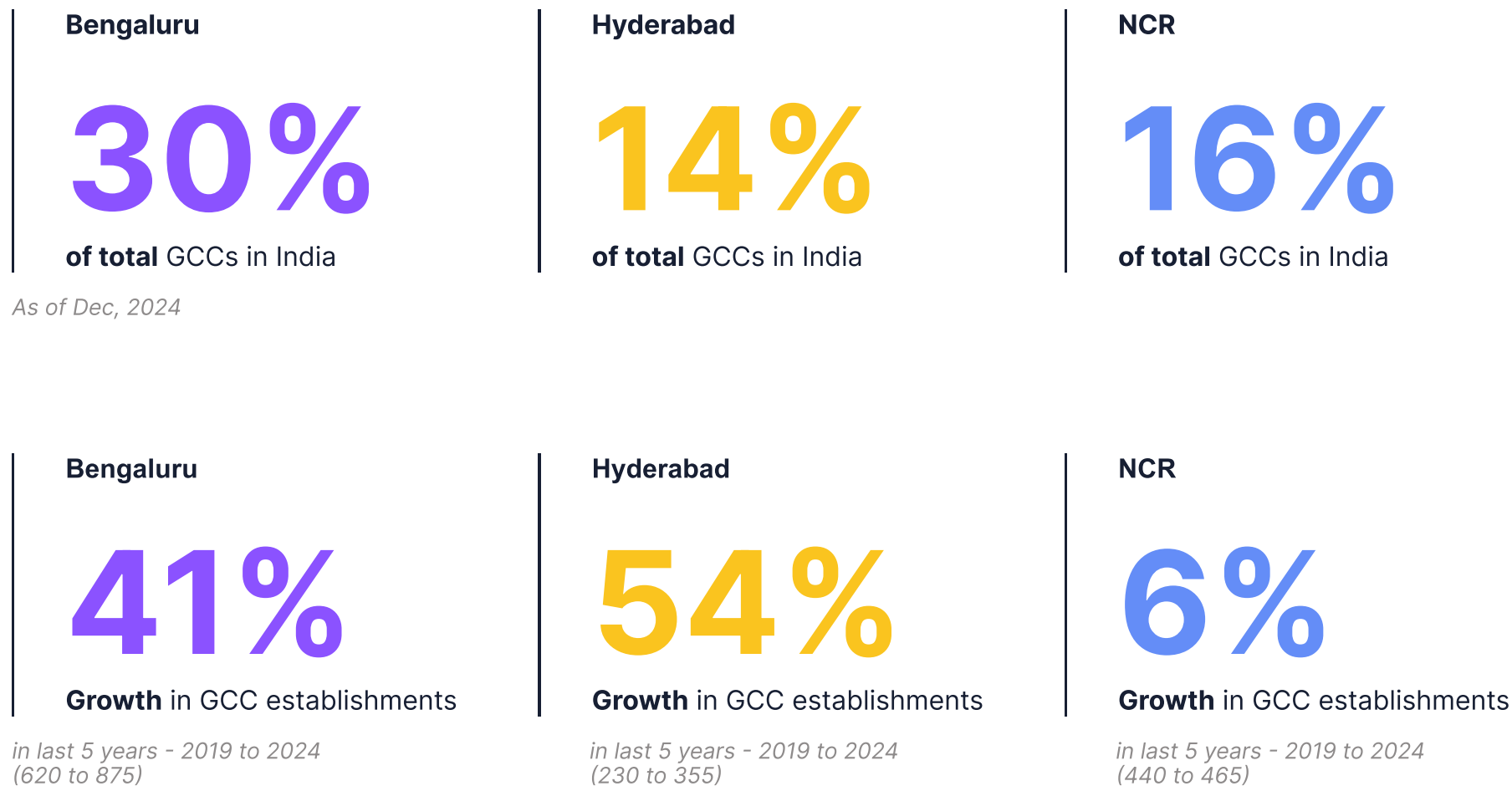


GCC workforce in Bangalore, Hyderabad and NCR  
spends **5% of their lifetime** in Office commute

Office commute as a lever for talent attraction and retention in GCCs

## GCC Commute Trends in India

India has emerged as the preferred destination for global enterprises setting up GCCs, with a **32% increase** in the number of centres over the past 5 years. Bangalore, Hyderabad and NCR are leading the expansion, accounting for **30%, 14% and 16%** of the total GCC market, respectively.

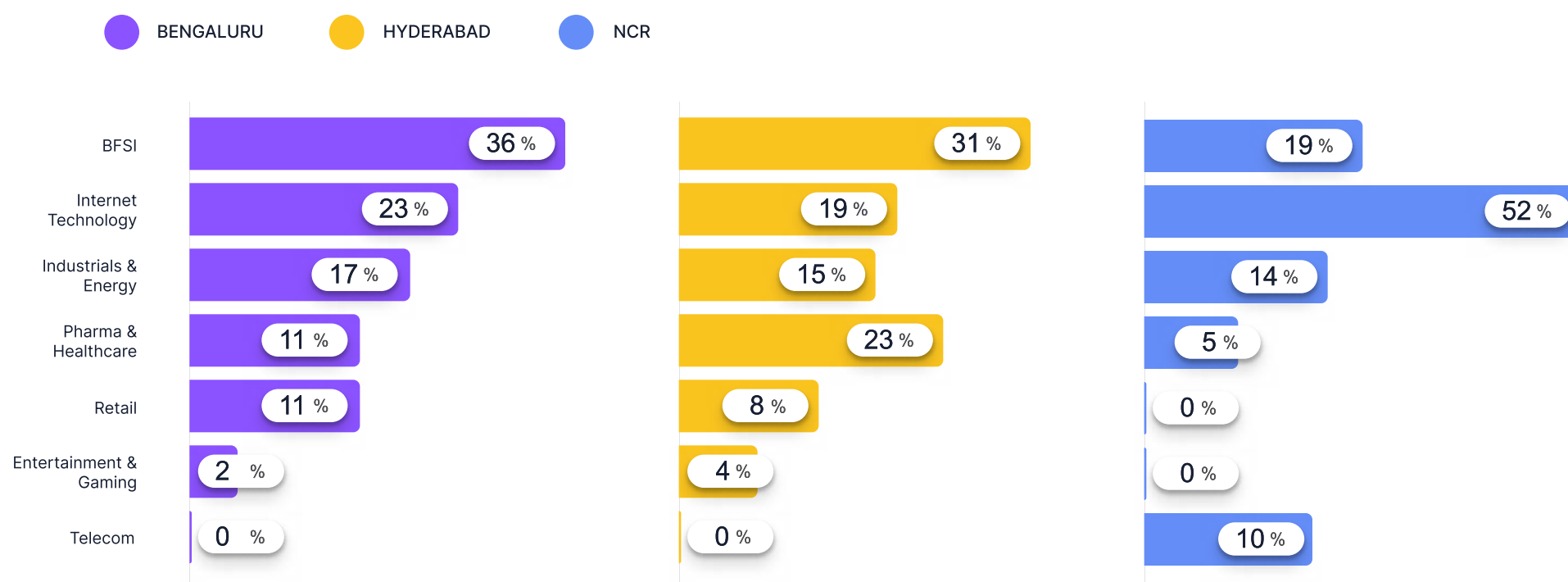


Source: Nasscom

## MoveinSync: Enabling Office Commute for 130+ GCC Clients Pan India

We cater to **55+ GCC clients in Bangalore**, **30+ GCC clients in Hyderabad** and **35+ GCC clients in NCR (Delhi, Gurugram, Noida)** across diverse industries.

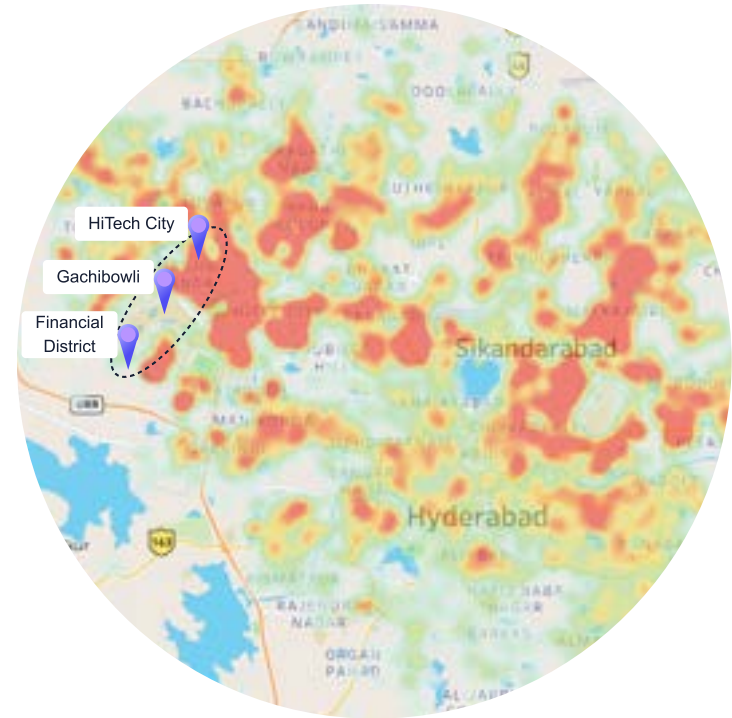
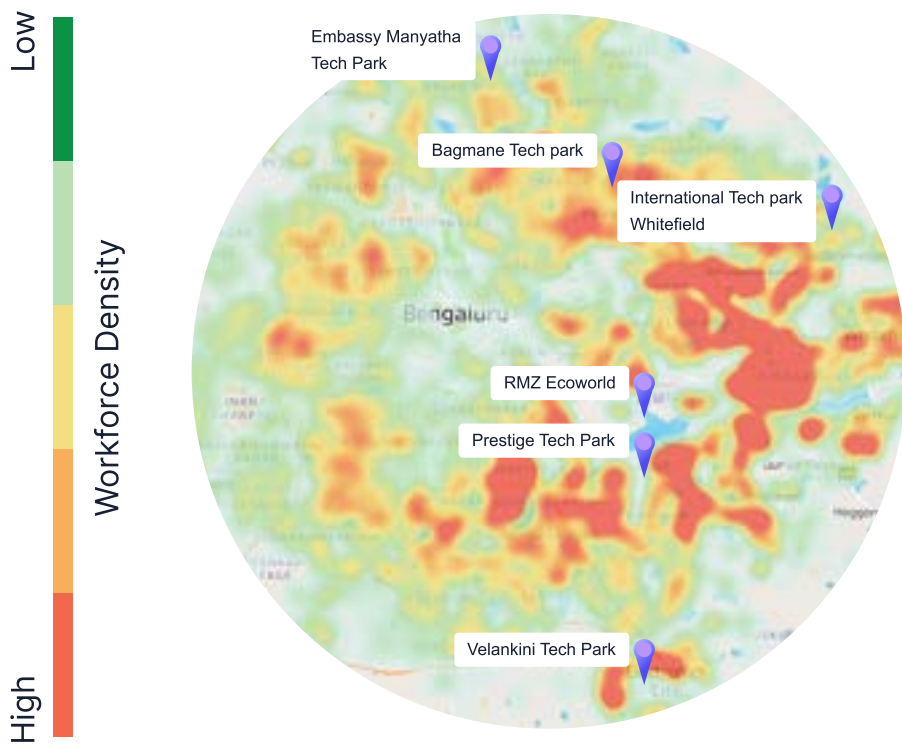
### Industry-wise distribution (%age)



**GCC Workforce and Office spread across Bengaluru, Hyderabad and NCR**

**Bengaluru**

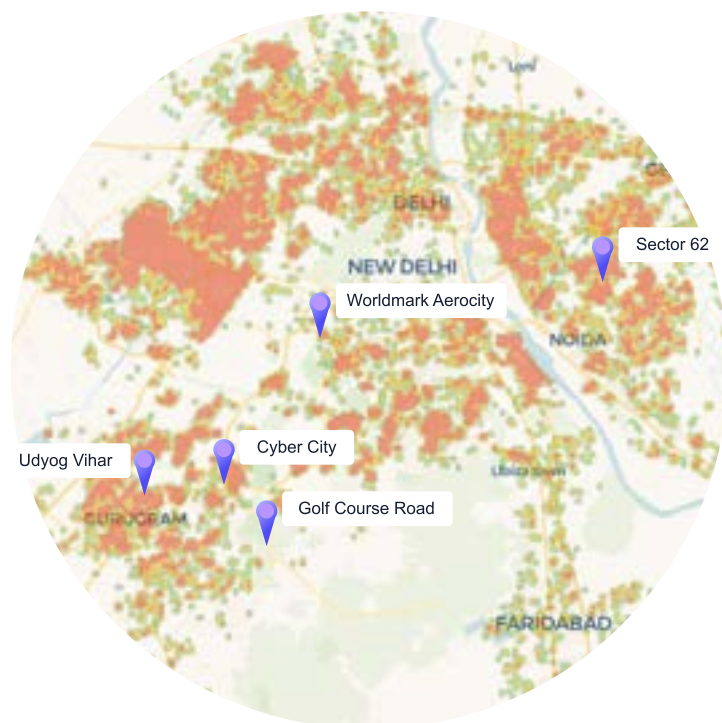
**Hyderabad**



Bengaluru’s GCC offices are spread across multiple tech corridors (**ITPL, Bagmane, RMZ Ecoworld, Manyata**), 15-20 km apart, with employees residing across the city—resulting in longer commutes and higher travel times.

In Hyderabad, most GCC offices are concentrated in specific hubs like **Hitech City, Gachibowli, and Financial District**, which creates **clustered traffic patterns**.

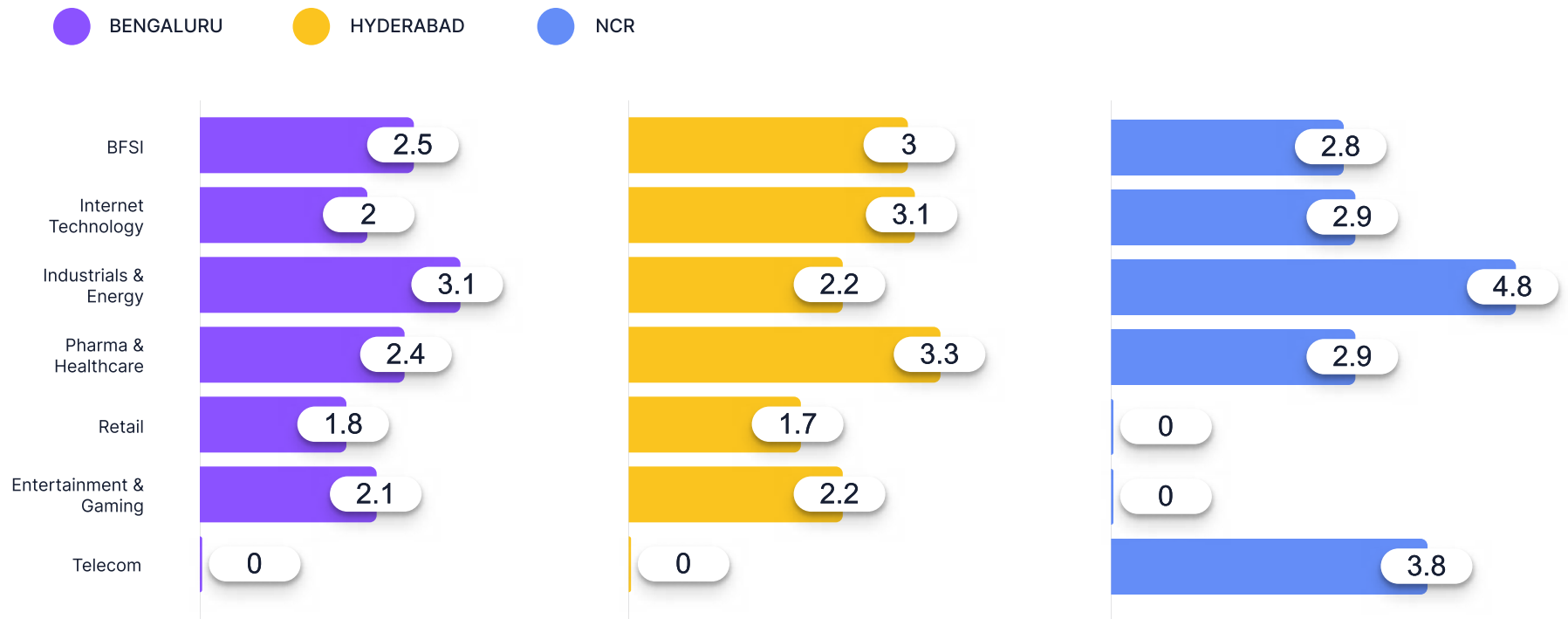
**NCR**



Key office hubs in NCR—such as **Cyber City (Gurugram), Noida Sector 62, Golf Course Road, and Aerocity**—are closely surrounded by major workforce clusters across Noida, Gurugram, and South Delhi. Many professionals travel 20–30 km one way, and over 35% cross state lines daily, especially along the Delhi–Noida and Delhi–Gurugram corridors. This daily movement across long distances and multiple jurisdictions adds layers of complexity to commuting patterns in the region.

**GCC Workforce Work from Office trends**

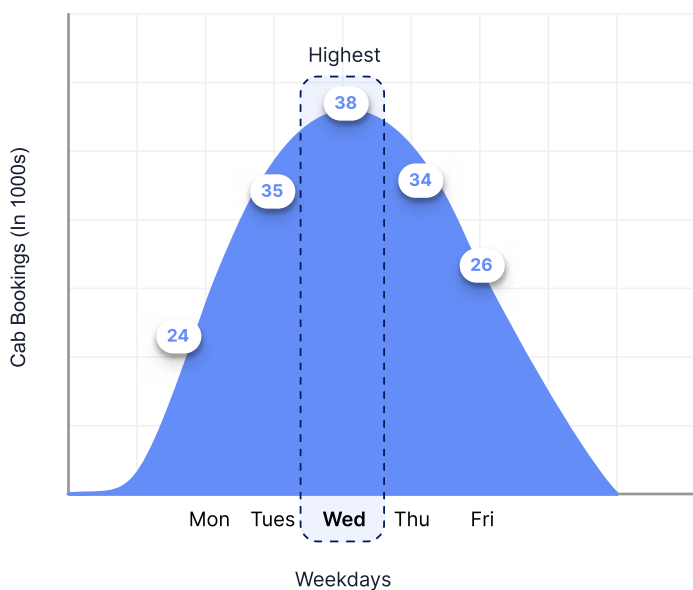
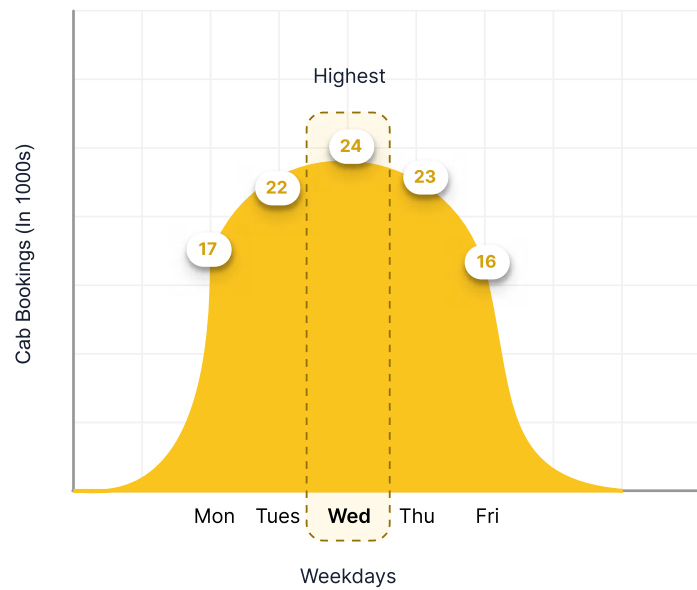
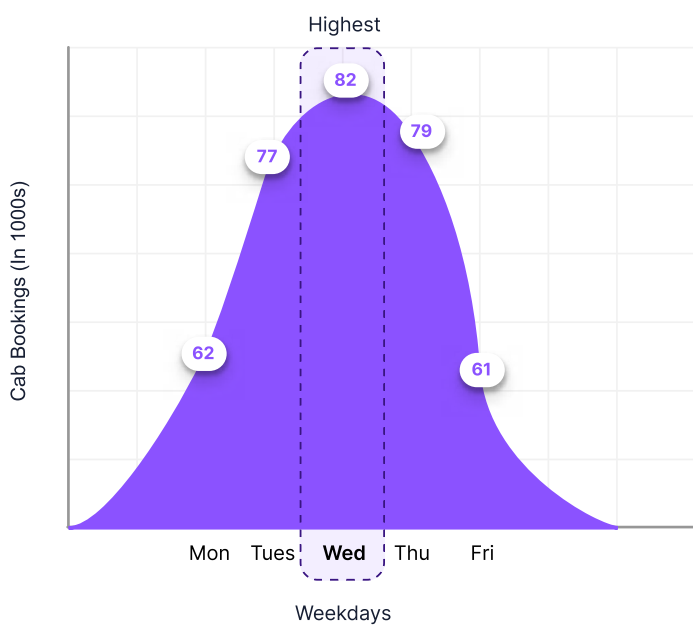
**Average work from office days per week**



GCC employees in Bengaluru and Hyderabad commute to office 2-3 days a week on average, while NCR sees a slightly higher average of 3 days. In Bengaluru, Industrials & Energy average 3+ days, while Retail prefers just 1-2. Hyderabad's Pharma & Healthcare sectors see 3-4 days, with Retail at 1-2 days. In NCR, Industrial & Energy employees are in-office 4-5 days, while BFSI averages 2-3 days in a week

**No. of Cab Bookings across week**

BENGALURU HYDERABAD NCR



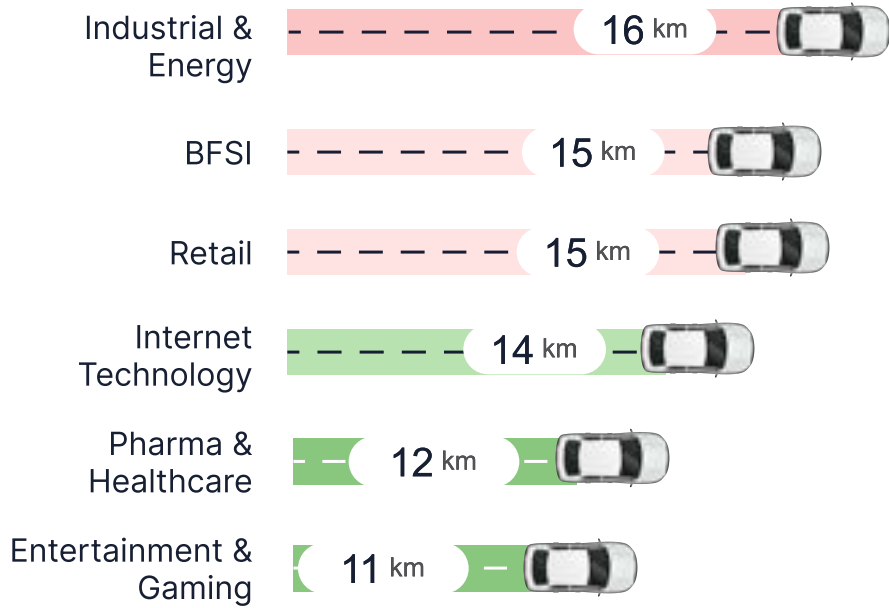
In cities like Bengaluru, Hyderabad, and NCR, offices see the highest footfall on Wednesdays, making it the most popular in-office day. In contrast, Mondays and Fridays have noticeably lower attendance, as many employees prefer to avoid traffic at the start and end of the week. This midweek pattern reflects how hybrid work models are shaping new commuting habits across major GCC hubs.



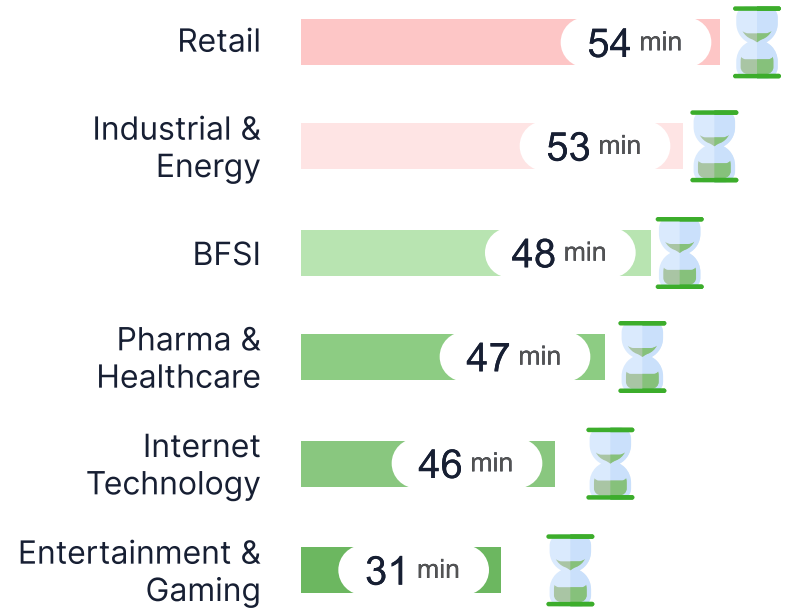
### Bengaluru GCC Commute Patterns: Industry-Wise Distance & Duration Insights:

The Bengaluru GCC workforce spends an average of 50 minutes commuting 15 km (one way) to the office! Commute times also vary by industry. Internet Technology employees travel 14 km in 46 minutes, while Retail employees take 54 minutes to cover 15 km. With such significant time spent commuting, optimizing transportation planning becomes essential for efficiency and work-life balance.

#### Average travel distance (KMs)



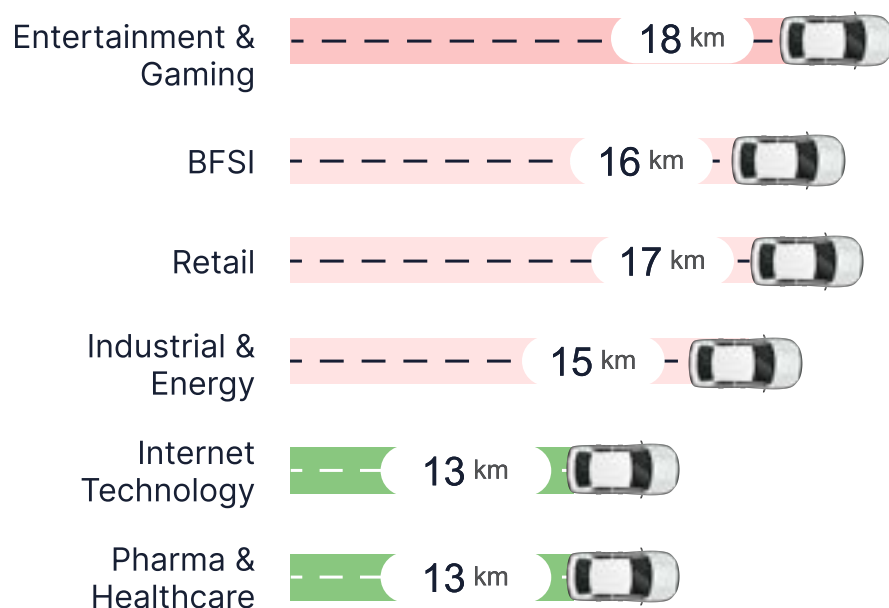
#### Average travel time (MINs)



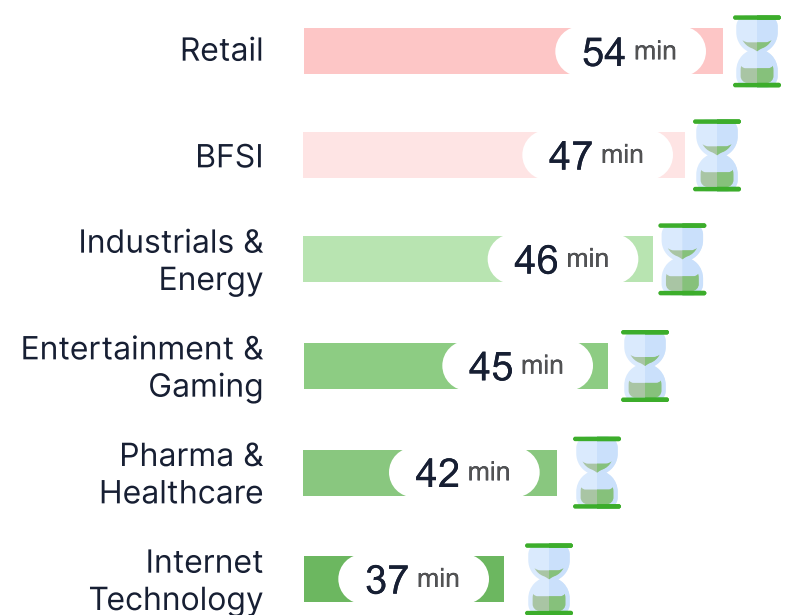
### Hyderabad GCC Workforce Commute Patterns: Industry-Wise Distance & Duration Insights:

On average, the Hyderabad GCC workforce spends 45 minutes commuting 16 km (one way) to the office. However, this varies across industries due to office locations, congestion, and employee distribution. BFSI employees travel 16 km in 47 minutes, while Retail employees cover 17 km in 54 minutes.

#### Average travel distance (KMs)



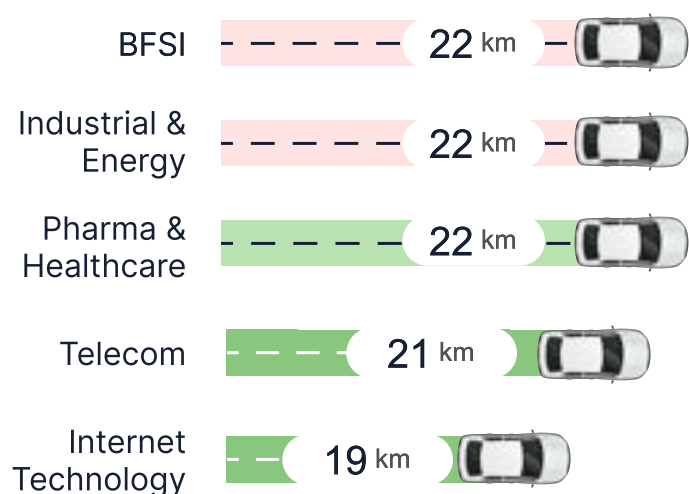
#### Average travel time (MINs)



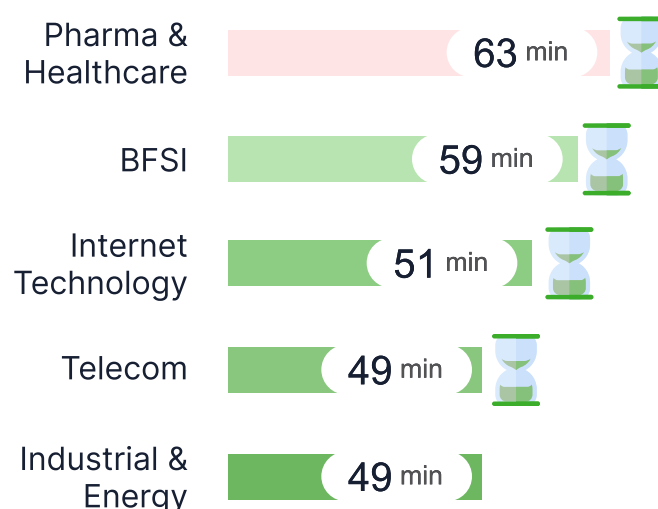
## NCR GCC Workforce Commute Patterns: Industry-Wise Distance & Duration Insights:

In NCR, the average GCC employee spends 55 minutes commuting 22 km one way —Tech professionals cover 19 km in 51 minutes, while Pharma & Healthcare employees travel 22 km in up to 63 minutes.

### Average travel distance (KMs)



### Average travel time (MINs)



## Green Wheels on the Road: Carbon emission savings through EV Adoption and Ride Sharing in GCCs.

By integrating EVs into their fleets, GCCs are cutting down carbon emissions, reducing fuel dependency, and paving the way for an eco-friendly, cost-efficient commute.

● BENGALURU ● HYDERABAD ● NCR

### EV Penetration (%age of trips)

**8%**

**45,000 EV**  
trips taken  
monthly

**11%**

**16,000 EV**  
trips taken  
monthly

**6%**

**29,000 EV**  
trips taken  
monthly



### Carbon Emission saved in a month (in Tonnes) through EV penetration

**65**

equivalent of  
**3,000** trees  
saved

**16**

equivalent of  
**800** trees  
saved

**45**

equivalent of  
**2,040** trees  
saved

**GCC Commute Costing Trends in Bengaluru, Hyderabad and NCR**

As the GCC workforce expands, transport costs becomes more optimized. Increased user adoption enables better route optimization, reducing per-person travel expenses. The avg. monthly costs for respective cities -

**Bengaluru**



**Hyderabad**



**NCR**



## Why Partner with MoveInSync



### **GCCs**

Setting up or Scaling up a GCC in India comes with unique challenges, especially in employee transportation. Leading GCCs recognize that managing multiple fleet vendors adds unnecessary complexity - exactly what MoveInSync eliminates.

Our integrated end-to-end employee commute solution combines technology, fleet, and operations under one roof, ensuring seamless transportation, enhanced employee safety, and regulatory compliance. Let MoveInSync streamline your transportation so you can focus on what matters - your business.

### **GCCs Enablers**

Consulting firms supporting GCC setup can gain a strong strategic edge by collaborating with MoveInSync. By partnering with a single transport expert, GCC Leaders can focus on key priorities while MoveInSync ensures seamless operations and compliance. Additionally, our transparent stakeholder communication and structured reporting enables consulting teams to maintain strong client confidence.

**Interested** in learning more? visit <http://moveinsync.com/gcc>